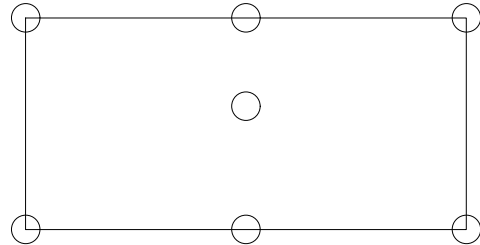
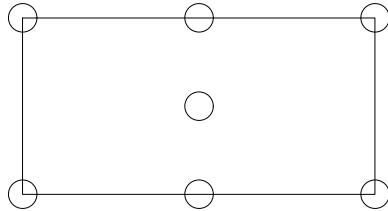


DISTRIBUCIÓN DE FIJACIONES:

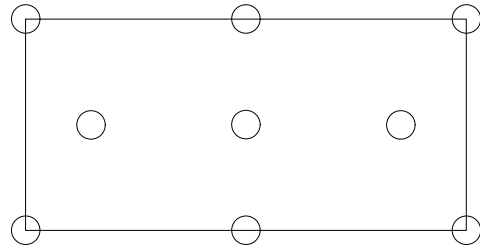
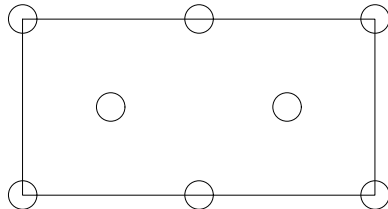
A) Para EPS:

B) Para XPS:

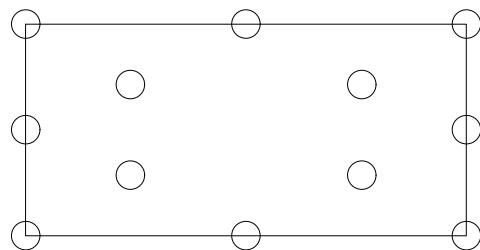
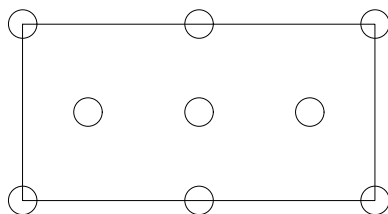
Alturas hasta 8m



Altura de 8-20 m



Altura de 20-40 m



	<u>Proyecto:</u>
<u>Detalle:</u> MODELOS DE FIJACIÓN MECÁNICA	
DEPARTAMENTO TÉCNICO	<u>Fecha:</u>